



MAHARASHTRA UNIVERSITY OF HEALTH SCIENCES, NASHIK
DETAILS OF THE HOSPITAL AND WORK RECORD: (HOSPITAL - INFORMATION)

YEAR 2021 - 2022

Faculty: Ayurved

Name of College: Dr. G. D. Pol Foundation YMT Ayurvedic Medical College & Hospital

College Code: 3104 (New Code :- 121104)

Sr. No.	Month	Information to be filled up by college							Swasthviritta evum Yoga	Atyayika (Emergency)
		Kayachikitsa + Panchkarma	Shalya	Shalakyas	PrasutievumStriRoga	Bal Roga				
1	Jan.	1278	1243	1058	635	208	243	25		
2	Feb.	1513	1443	1085	692	223	277	23		
3	March.	2002	2023	1315	1003	346	324	26		
4	April	941	1091	647	597	166	167	22		
5	May	754	892	571	487	153	188	24		
6	June	928	1027	711	544	172	210	28		
7	July	1036	1089	937	504	201	228	26		
8	August	1091	1175	1002	551	175	235	29		
9	Sept.	1185	1271	1008	597	185	183	29		
10	Oct.	1175	1361	980	596	200	212	26		
11	Nov.	1221	1299	888	582	176	213	22		
12	Dec.	1528	1411	1218	812	275	397	27		
	Total	14652	15325	11420	7600	2480	2877	307		
	Grand Total	54661								

V D SANJEEV YADAV
 Dean
 Y.M.T. Ayurvedic Medical
 College & Hospital,
 Sec-4, Kharghar,
 Navi Mumbai - 410 210



B) NUMBER OF PATIENTS ATTENDED IPD (1ST Jan. TO 31ST December)

(Note. Patients of Medical Camp IPD should not be included)

Sr. No.	Month	(Information to be filled up by college)					
		Kayachikitsa & Panchkarma	Shalya	Shalakyia	Prasuti evum Stri Roga	Bal Roga	
1.	Jan.	139	58	57	52	46	
2.	Feb.	124	75	63	63	31	
3.	March	175	81	57	63	39	
4.	April	75	34	30	30	30	
5.	May	58	27	16	17	17	
6.	June	54	44	27	26	15	
7.	July	64	50	29	29	18	
8.	Aug.	103	55	32	26	22	
9.	Sept.	132	46	35	28	23	
10.	Oct.	122	51	36	24	21	
11.	Nov.	108	81	36	35	20	
12.	Dec	158	109	64	59	32	
	Total	1312	711	482	452	314	
	Grand total	3271					


V D SANJEEV YADAV
Dyan
Y.M.T. Ayurvedic Medical
College & Hospital,
Sec - 4, Kharghar,
Navi Mumbai - 410 210



C. Total Number of Bed Days Occupied

(Information to be filled up by college)

Sr. No.	Month	(Information to be filled up by college)					Shalakyia	Prasuti evum Stri Roga	Bal Roga
		Kayachikitsa & Panchkarma	Shalya	Shalakyia	Prasuti evum Stri Roga	Bal Roga			
1.	Jan.	1509	372	414	370	358			
2.	Feb.	1426	518	405	430	332			
3.	March	1795	493	414	425	343			
4.	April	1287	273	301	250	250			
5.	May	873	216	194	155	140			
6.	June	946	232	241	143	127			
7.	July	1036	292	238	132	138			
8.	Aug.	1228	339	262	199	163			
9.	Sept.	1357	288	292	207	206			
10.	Oct.	1369	290	294	198	190			
11.	Nov.	1418	586	326	222	181			
12.	Dec	1924	1133	413	327	264			
Total		16168	5032	3794	3058	2692			
Grand total		30744							
Bed Occupancy (in %)		31.19 %							

FORMULA FOR CALCULATING BED OCCUPANCY

Bed Occupancy = $\frac{\text{Total No. of Bed days Occupied} \times 100}{\text{Total No. of Beds} \times \text{No. of total days}}$

D) PANCHAKARMA DETAILS


SR. NO.	PATI SNEHAN SWEDAN	VAMAN	VIRECHAN	BASTI	NASYA	RAKTM O KSHAN	JALOUKA V CHARA N	SHIR O DHAR A	SHIR O BAST I
1.	From 4216	00	00	5404	478	255	395	470	00
	O.P.D.								
2.	From 12273	55	53	9233	1414	27	277	1449	00
	I.P.D.								
3.	Total 16489	55	53	14637	1892	282	672	1919	00

(Note: Karmas apart from above should mention in separately in separate enclosure if required.)


V D SANJEEV YADAV
Dean
Y.M.T. Ayurvedic Medical College & Hospital,
Sec - 4, Kharghar,
Navi Mumbai - 410 210

E)	Hospital information for P.G. Only	:	
	Number of Beds	:	270 (Minimum required 100 beds. Additional Beds for Clinical Subject 1:4 per Student (Please refer PG Regulation 2016))
	Number of Students	:	26 X 4 = 104
	Equipments	:	Adequate
	Number of Registrars/H.O.	:	R.- 15 HO - 26
	Number of available additional Non teaching staff	:	List Attached




V.D. SANJEEV YADAV
 Dean/Principal of the College
 Y.M.T. Ayurvedic Medical
 College & Hospital,
 Sec - 4, Kharghar,
 Navi Mumbai - 410 210



V.D. SANJEEV YADAV
 Dean
Y.M.T. Ayurvedic Medical
College & Hospital,
Sec - 4, Kharghar,
Navi Mumbai - 410 210





DR.G.D.POL FOUNDATION
Y.M.T. AYURVEDIC MEDICAL COLLEGE AND HOSPITAL, KHARGHAR, NAVI MUMBAI - 410210
OPD PAITENT PER MONTH DEPARTMENT WISE,
JANUARY-2021 TO DECEMBER-2021

OPD-2021											
Sr. No.	Month	Kayachikitsa	Shalya	Shalakiya	Striroga	Balrog	Panchkarma	Swasthviritta	TOTAL	Emergency	
1	January	1278	1243	1058	635	208	564	243	5229	25	
2	February	1513	1443	1085	692	223	621	277	5854	23	
3	March	2002	2023	1315	1003	346	927	324	7940	26	
4	April	941	1091	647	597	166	390	167	3999	23	
5	May	754	892	571	487	153	364	188	3409	30	
6	June	928	1027	711	544	172	422	210	4014	28	
7	July	1036	1089	937	504	201	390	228	4385	26	
8	August	1091	1175	1002	551	175	444	235	4673	29	
9	September	1185	1271	1008	597	185	557	183	4986	29	
10	October	1175	1361	980	596	200	499	212	5023	25	
11	November	1221	1299	888	582	176	538	213	4917	22	
12	December	1528	1411	1218	812	275	720	397	6361	27	
	Total	14652	15325	11420	7600	2480	6436	2877	60790	313	


V.D. SANJEEV YADAV
Dean

Y.M.T. Ayurvedic Medical
College & Hospital,
Sec - 4, Kharghar,
Navi Mumbai - 410 210


V.D. SANJEEV YADAV
Dean

Y.M.T. Ayurvedic Medical
College & Hospital,
Sec - 4, Kharghar,
Navi Mumbai - 410 210



DR.G.D.POL FOUNDATION
Y.M.T. AYURVEDIC MEDICAL COLLEGE AND HOSPITAL, KHARGHAR, NAVI MUMBAI - 410210
IPD PATIENT PER MONTH DEPARTMENT WISE,
JANUARY-2021 TO DECEMBER-2021

Details of Total new IPD-2021

Sr. No	Month	Kayachikitsa	Shalya	Shalakyia	Prasuti & Striroga	Kumarbhrittya (Bair)	Panchakarma	TOTAL
1	January	60	58	57	52	46	79	352
2	February	65	75	63	63	31	59	356
3	March	69	81	57	63	39	106	415
4	April	22	34	30	30	30	53	199
5	May	20	27	16	17	17	38	135
6	June	26	44	27	26	15	28	166
7	July	29	50	29	29	18	35	190
8	August	50	55	32	26	22	53	238
9	September	51	46	35	28	23	81	264
10	October	45	51	36	24	21	77	254
11	November	47	81	36	35	20	61	280
12	December	62	109	64	59	32	96	422
	Total	546	711	482	452	314	766	3271


V.D. SANJEEV YADAV
Dean

Y.M.T. Ayurvedic Medical
College & Hospital,
Sec - 4, Kharghar,
Navi Mumbai - 410 210


V.D. SANJEEV YADAV
Dean

Y.M.T. Ayurvedic Medical
College & Hospital,
Sec - 4, Kharghar,
Navi Mumbai - 410 210

Details of Total MIDNIGHT Patients-2021

Sr. No	Month	Kayachikitsa	Shalya	Shalakyia	Strirog	Balrog	Panchakarma	Total
1	January	886	372	414	370	358	623	3023
2	February	931	518	405	430	332	495	3111
3	March	1191	493	414	425	343	604	3470
4	April	745	273	301	250	250	542	2361
5	May	594	216	194	155	140	279	1578
6	June	657	232	241	143	127	289	1689
7	July	733	292	238	132	138	303	1836
8	August	715	339	262	199	163	513	2191
9	September	782	288	292	207	206	575	2350
10	October	897	290	294	198	190	472	2341
11	November	941	586	326	222	181	477	2733
12	December	1215	1133	413	327	264	707	4059
	Total	10287	5032	3794	3058	2692	5879	30742



V D SANJEEV YADAV
Dean

Y.M.T. Ayurvedic Medical
College & Hospital,
Sec - 4, Kharghar,
Navi Mumbai - 410 210

V D SANJEEV YADAV
Dean

Y.M.T. Ayurvedic Medical
College & Hospital,
Sec - 4, Kharghar,
Navi Mumbai - 410 210



DR.G.D.POL FOUNDATION
Y.M.T AYURVEDIC MEDICAL COLLEGE AND HOSPITAL, KHARGHAR, NAVI MUMBAI - 410210
PANCHKARMA THERAPIES CARRIED OUT FROM JANUARY-2021 TO DECEMBER-2021

Column1	Column5	Column6	Column7	Column8	Column9	Column10	Column11	Column12	Column13	Column134	Column133	Column132	Column14
KARMA	JAN	FEB	MAR	APR	MAY	JUNE	JULY	AUGUST	SEPTEMBER	OCTOBER	NOVEMBER	DECEMBER	TOTAL
TOTAL NO. OF PATIENTS	2763	2708	3097	1897	1057	1214	1333	1795	1965	1817	2106	2675	24427
TOTAL KARMA	9316	8694	9580	4884	2645	3335	3733	6203	6442	6308	7262	10467	78869
SNEHAN	1955	1670	1992	1134	655	672	836	1338	1376	1225	1529	2107	16489
SWEDAN	2531	2237	2569	1381	753	904	1048	1781	1729	1611	1935	2616	21095
VAMAN	6	5	23	5	0	0	0	2	5	5	2	2	55
VIRECHAN	7	5	5	1	1	0	0	1	7	8	9	9	53
NIRUHA BASTI	706	671	694	275	126	237	189	449	525	511	565	844	5792
ANUVASAN BASTI	898	881	879	439	172	302	300	597	596	594	667	1126	7451
KSHEER BASTI	203	188	187	66	4	34	36	66	70	89	264	187	1394
TOTAL BASTI	1101	1069	1066	505	176	336	336	663	666	683	931	1313	8845
NASYA	253	309	236	54	28	47	13	153	106	194	110	389	1892
SNEHAPAN	0	0	0	0	0	0	0	0	0	0	1	2	3
SHIRODHARA	176	154	286	121	58	56	77	109	115	206	254	307	1919
JALAIKAWACHARAN	48	78	86	31	34	56	68	29	38	35	62	107	672
SIRAVYADH (Raktamokshan)	26	26	25	12	13	31	38	18	22	20	29	22	282
AVGAHA SWEDA	0	0	0	0	0	0	0	0	0	0	0	0	0
AGNIKARMA	34	40	33	14	20	38	42	22	24	22	32	48	369
PATTABANDHAN	0	0	0	0	0	0	0	0	0	0	0	0	0
PINDASWEDA	111	144	152	53	2	2	30	63	77	70	78	134	916
OTHER	2362	2286	2413	1298	779	956	1056	1575	1752	1718	1725	2567	20487

Y.D. SANJEEV YADAV
 Dean

Y.M.T. Ayurvedic Medical
College & Hospital,
 Sec - 4, Kharghar,
 Navi Mumbai - 410 210

Y.D. SANJEEV YADAV
 Dean

Y.M.T. Ayurvedic Medical
College & Hospital,
 Sec - 4, Kharghar,
 Navi Mumbai - 410 210



DR.G.D.POL FOUNDATION
Y.M.T. AYURVEDIC MEDICAL COLLEGE AND HOSPITAL, KHARGHAR, NAVI MUMBAI - 410210
MONTH WISE OPERATIONS CARRIED OUT IN VARIOUS DEPARTMENTS FROM JANUARY-2021 TO DECEMBER-2021

DEPARTMENTS	MONTHS												2021 TOTAL
	JAN	FEB	MAR	APR	MAY	JUN	JUL	AUG	SEPT	OCT	NOV	DEC	
SHALYA+ANUSHALYA	25	29	29	17	25	28	32	32	24	26	16	32	315
	335	360	326	257	202	272	284	301	286	429	240	458	3750
SHALAKYA-NETRA	7	20	14	0	0	0	9	13	5	12	9	9	98
	22	22	64	35	36	66	112	97	41	52	62	62	671
SHALAKYA-E.N.T.	0	0	1	0	0	0	0	0	0	0	0	0	1
	0	20	86	10	27	51	60	57	53	31	48	48	491
GYNAEC	3	9	8	2	7	7	6	6	4	2	3	9	66
	75	76	83	70	48	45	48	67	68	59	58	70	767
PRASUTI	1	1	4	0	1	1	4	3	1	1	0	5	22
KSHARSUTRA	9	5	3	2	3	6	1	1	19	26	21	25	121

V D SANJEEV YADAV
Dean


Y.M.T. Ayurvedic Medical
College & Hospital,
Sec - 4, Kharghar,
Navi Mumbai - 410 210

V D SANJEEV YADAV
Dean

Y.M.T. Ayurvedic Medical
College & Hospital,
Sec - 4, Kharghar,
Navi Mumbai - 410 210

NUMBER OF PATHOLOGICAL INVESTIGATIONS CARRIED OUT FROM JANUARY-2021 TO DECEMBER-2021

Sr. No	Month	Haematology	Biochemistry	Serology	Microbiology	Total	Sputum1	ECG
1	January	157	948	68	95	1268	0	0
2	February	334	385	140	102	961	0	0
3	March	297	1034	124	110	1565	0	0
4	April	165	107	34	95	401	0	0
5	May	189	260	96	96	641	0	0
6	June	260	331	101	110	802	0	0
7	July	90	386	139	244	859	0	0
8	August	384	373	146	112	1015	0	0
9	September	380	432	187	106	1105	0	0
10	October	331	367	138	111	947	0	0
11	November	371	434	131	123	1059	0	0
12	December	468	531	178	157	1334	0	0
13	TOTAL	3426	5588	1482	1461	11957	0	0



V D SANJEEV YADAV
Dean

Y.M.T. Ayurvedic Medical
College & Hospital,
Sec - 4, Navi Mumbai,
Navi Mumbai - 410 210



V D SANJEEV YADAV
Dean

Y.M.T. Ayurvedic Medical
College & Hospital,
Sec - 4, Kharghar,
Navi Mumbai - 410 210




DR.G.D.POL FOUNDATION

Y.M.T AYURVEDIC MEDICAL COLLEGE AND HOSPITAL, KHARGHAR, NAVI MUMBAI - 410210
NUMBER OF RADIOLOGICAL INVESTIGATIONS CARRIED OUT FROM JANUARY-2021 TO DECEMBER-2021



Sr. No	Month	X=RAY	USG
1	January	414	34
2	February	428	62
3	March	422	71
4	April	189	50
5	May	202	38
6	June	291	50
7	July	260	48
8	August	68	50
9	September	377	29
10	October	315	37
11	November	298	40
12	December	447	35
	Total	3711	544


V D SANJEEV YADAV
Dean
Y.M.T. Ayurvedic Medical
College & Hospital,
Sec - 4, Kharghar,
Navi Mumbai - 410 210


V D SANJEEV YADAV
Dean
Y.M.T. Ayurvedic Medical
College & Hospital,
Sec - 4, Kharghar,
Navi Mumbai - 410 210